

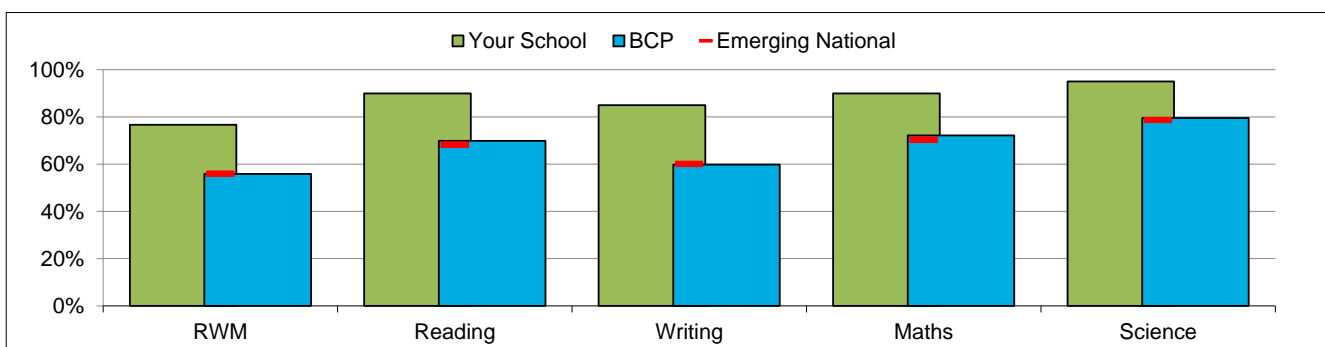
# Key Stage 1 - Academic Year 2022/2023

## Avonwood Primary School

### ALL Pupils

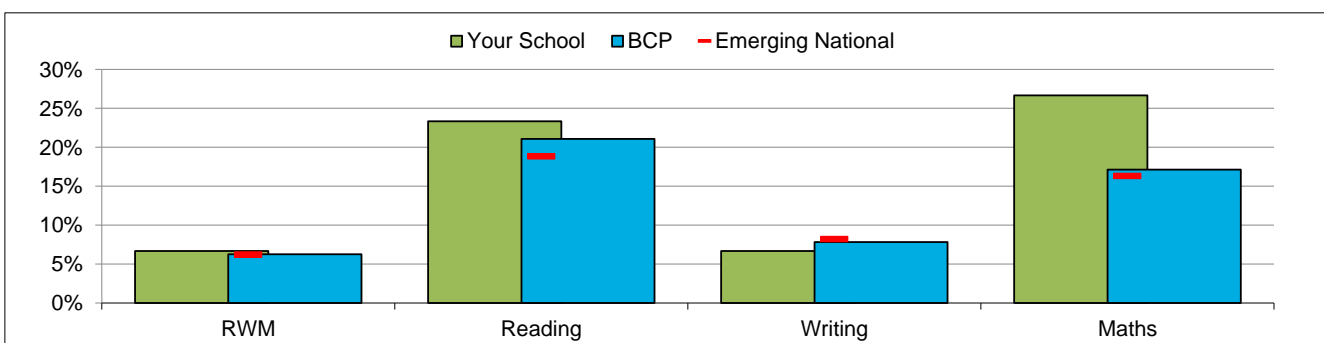
#### Pupils working at the Expected Standard

	Number of Pupils	RWM	Reading	Writing	Maths	Science
Your School	60	76.7%	90.0%	85.0%	90.0%	95.0%
<b>BCP</b>		<b>55.9%</b>	<b>69.9%</b>	<b>59.9%</b>	<b>72.2%</b>	<b>79.6%</b>
Emerging National		56.0%	68.3%	60.1%	70.4%	78.7%



#### Pupils working at a Greater Depth/ Higher Standard

	Number of Pupils	RWM	Reading	Writing	Maths
Your School	60	6.7%	23.3%	6.7%	26.7%
<b>BCP</b>		<b>6.3%</b>	<b>21.1%</b>	<b>7.8%</b>	<b>17.1%</b>
Emerging National		6.2%	18.8%	8.2%	16.3%



Data Source: NCER 2023 as at 18 August 2023, Spring Pupil Census 2023 and DfE Pupil Premium file 2023

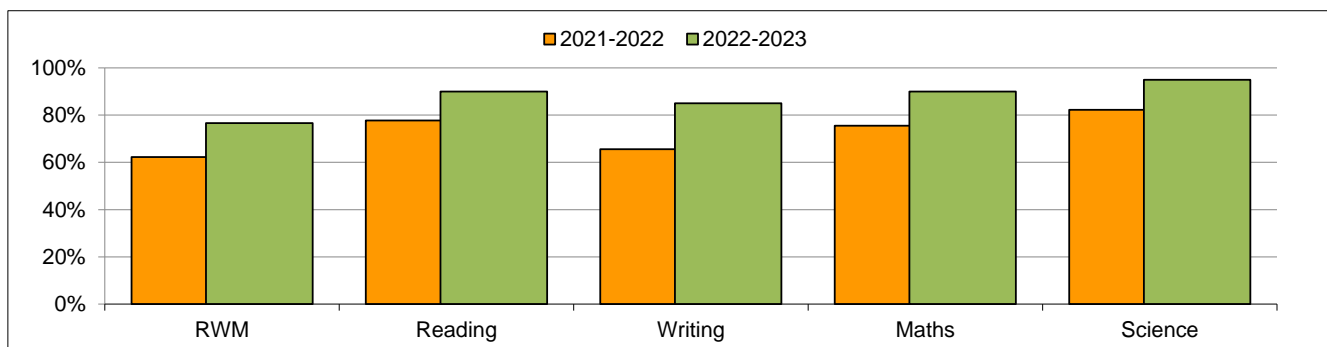
# Key Stage 1 - Trend

## Avonwood Primary School

### ALL Pupils

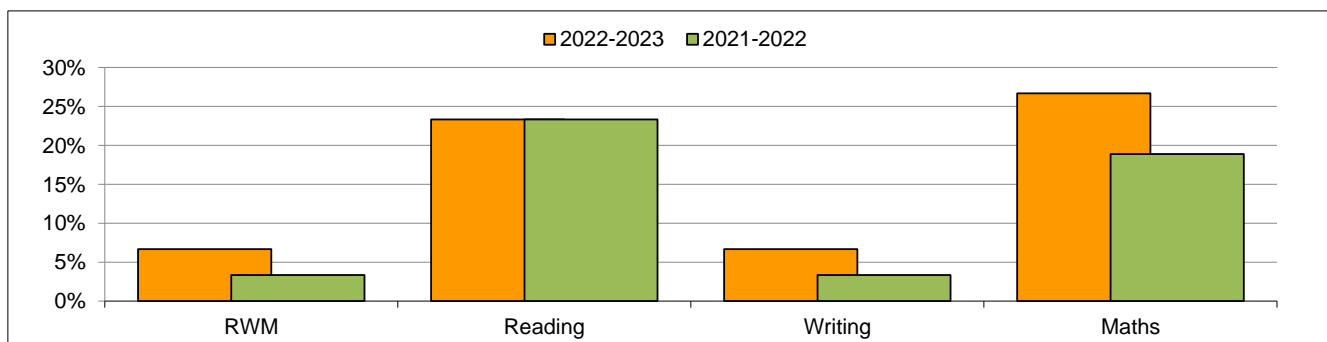
#### Pupils working at the Expected Standard

Academic Year	Number of Pupils	RWM	Reading	Writing	Maths	Science
2022-2023	60	76.7%	90.0%	85.0%	90.0%	95.0%
2021-2022	90	62.2%	77.8%	65.6%	75.6%	82.2%



#### Pupils working at a Greater Depth/ Higher Standard

Academic Year	Number of Pupils	RWM	Reading	Writing	Maths
2022-2023	60	6.7%	23.3%	6.7%	26.7%
2021-2022	90	3.3%	23.3%	3.3%	18.9%



Data Source: NCER 2022 & 2023, Spring Pupil Census 2022 & 2023 and DfE Pupil Premium file July 2022 & 2023